



KRAMER
on the safe side

Telehandlers

3007, 3507, 4407, 5007, 5507, 5509



Heroes with strong arms.

The telehandlers from Kramer.

As tall as they are manoeuvrable – Telehandlers from Kramer with wheel loader abilities.

A telehandler with the practical properties of a wheel loader – Kramer makes it possible! All six models combine the robustness of a wheel loader with the lift height of a telehandler. Take advantage of this reliable equipment for a variety of tasks.

Both the **top models 5507 and 5509** manage a payload of 5.5 tonnes. The **3007 and 3507** have been designed to be extremely compact – making them ideal for many application areas, such as in municipal operations. The **4407 and 5007** rank in a class of its own for efficiency output and size.

Innovative assistance systems and individually selectable additional functions always provide one thing with Kramer telehandlers: the solution that exactly meets your needs.





Asked for globally – Produced in Pfullendorf.

Our company is located in Pfullendorf, Southern Germany. We are one of the world's leading manufacturers of compact loaders for the construction industry and belong to the Wacker Neuson Group.

We believe in quality, innovation, performance and character. And we believe in the sustainable success of our customers, whom everything ultimately is about.



3007
3507
4407
5007
5507
5509

Powerhouses –
smart as they are rapid.

Overload protection and driver assistance system
Smart Handling of the second generation.

Powerful work hydraulics with
Load Sensing for quick work cycles.

Telescopic arm with load stabiliser and
final position dampening in all cylinders.

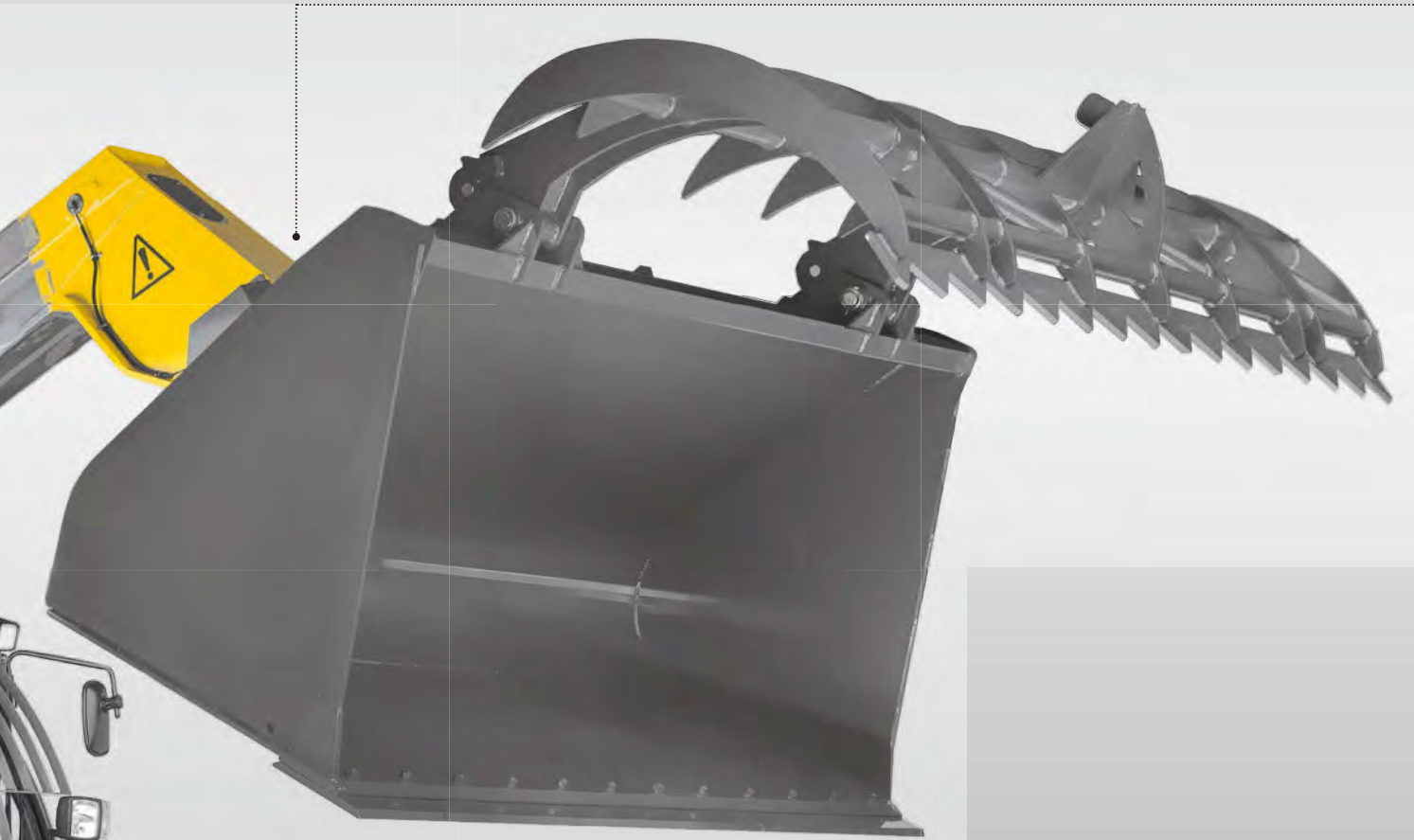
Large, wide-opening engine hood
for easy maintenance.

Powerful and efficient
Deutz engines of the exhaust
emission stage IV.

Smart driving RPM reduction
at maximum speed.



Solid quick change plate with exterior pressure release for third control circuit.



Fatigue-free working thanks to spacious comfort cabin with electronic regulation of the controls.



Torsion-resistant frame in box profile design with lateral support for the telescopic arm.

Variable drive system for sensitive work and high shear forces.

3007
3507
407
5007
6007

**Sturdily built and perceptive –
the new translation for hp.**



Top performance of engine and drive system:

- State of the art engine technology - emission level IV
- Ecospeed transmission: sensitive, infinitely variable driving from 0–40 km/h with the best values in tractive force
- Smart Driving: Engine Revolution reduction up to 1,800 U/min at constant speed

Full efficiency output and at the same time economical in use: absolutely no contradiction among the engines and drive systems of the five telehandlers.

Acceleration without compromising the tractive force is the speciality of the ecospeed transmission. In addition, it makes the Smart Driving function possible: the automatic adjustment of the engine speed at constant speed for outstanding fuel-efficient driving.

All engines meet the emission standard IV using the SCR Technology. Primarily the after treatment takes place either purely through an Diesel Oxidation Catalyst (DOC) for the models 3007 - 5007, or in combination with a Diesel Particulate Filter (DPF) for all models 5507-5509. In order to achieve the emission level IV the nitrogen oxides are reduced through an urea solution (DEF = Diesel Exhaust Fluid) in the SCR catalytic converter.

Smart driving: very easy automatic control

- The operator chooses the speed via the accelerator pedal
- Once the maximum speed has been reached, engine speed and noise levels are automatically reduced.
- If more tractive force is required, the RPM increases accordingly



Agility


combined with running smoothness.

Whether on the road or during driving manoeuvres in tight spaces: Kramer telehandlers show what they can do, in any environment – and contribute rapid work cycles in the process.

Three steering modes are available to you for this purpose with all models: For working in small spaces, the all-wheel steering of the machines creates a high level of manoeuvrability. Crab steering allows for parallel travel and front wheel steering allows for longer distances, such as to the site of application, to be travelled quickly and safely.



1 Easily reach every corner:
Kramer telehandlers with all-wheel steering effortlessly drive into the smallest spaces.



2 Simple and intuitive: Quick change of the steering mode via rotary-push button.

Top performance of shaft and steering system:

- Fully automatic synchronisation of the shafts when adjusting the steering modes
- All-wheel for small turning radius
- Fast loading cycles with a small space requirement
- Mechanical disc brakes on the cardan (universal) shaft (3007, 3507)
- Oil bath multi-plate braking system (4407, 5007, 5507, 5509)

Robust and yet sensitive.

Bring loads to their destinations controlled and secure at all times – even under difficult conditions, such as when driving on very uneven terrain. You can always rely on Kramer telehandlers in terms of their robustness and durability.

The load stabiliser for the telescopic arm provides a decisive contribution here. Lifting, tilting and telescopic cylinders are also equipped with final position dampening. Pressure spikes in the hydraulic system or a fluctuation of the machine are intercepted – the operator and machine are protected against strong impacts.

13 sliding components between inner and outer pipes provide for excellent manoeuvrability and the best protection against wear.

Top performance of the loading system and work hydraulics:

- 3.0 to 5.5 tonnes as well as 7 and 9 metres of lifting height
- Force transmission to the frame thanks to the laterally supported stabilisers
- Lifting, telescopic and tilting cylinders with final position dampening
- Load sensing gear pump with up to 187 l/min
- Control circuit or oil flow rates can be adjusted via a potentiometer
- Bucket repositioning to reach the set position of the attachment quickly
- Proportional control for the third control circuit and the telescopic function allows for precise working in any situation



1

1 Reliably protected: The boom is laterally supported when loading material and the force is directed into the frame.



2

2 Well protected: The connections for the 3rd control circuit are integrated in the quick change plate.



3

3 Always optimal results: The oil flow for all control circuits can be variably set via the rotary potentiometer.

Everything in view, inside and out.

The cab design aims at making working even more ergonomic, functional and precise – in any situation.

The optimised joystick thus allows for up to 16 functions with one hand. In addition, Kramer telehandlers are universally equipped with suspended pedals – for stress-free work in all applications. The excellent all-round view and low noise level complete the high level of operating comfort.

Top performance in the cab:

- Joystick console is ergonomically attached to the seat (with 4407, 5007, 5507, 5509)
- Colour-coded switches according to function
- Panoramic window with 4.4 m² glass surface
- Low noise levels in the cab (78 dB(A) at 40 km/h)
- Suspended pedals provide for an ergonomic foot position of the operator. In addition, the floor mat can be easily removed for cleaning.



1 The best overview and everything under control: The most comfortable cab on the market combines everything that counts.



2 Safe working at all times. The joystick and all switches are backlit in the dark.



Optimised joystick: up to 16 functions using just one hand

- Filling and emptying
- Lifting / lowering
- Extend / retract telescopic arm (with proportional control system)
- Upshifting and downshifting of the mode ranges (snail, tortoise, rabbit)
- Travel direction forward / backward
- Transmission neutral position
- Switch-over of the 3rd control circuit
- Automatic bucket return
- 3rd control circuit (dual-acting with proportional control system)
- 100 % front axle differential lock

Complete safety, even in the limit area.

Maximum payload, fully extended loading system, engine speed at the ready – the Smart Handling overload system has everything under control in every work situation.

This prevents loads from going into the overload range – and prevents the machine from tipping in the longitudinal direction.

In order to precisely position the load, even in the limit range of an overload, Smart Handling can be briefly by-passed via two-hand operation. After a maximum of 60 seconds, the overload limiter automatically switches back on.



Smart handling: three modes for all requirements

Bucket mode


- When lowering the loading system, it is always automatically retracted.
- During this lowering motion, the machine never enters into the overload range, even at maximum payload.

Stacking mode

- When lifting and lowering, the loading system automatically moves the telescopic arm in a vertical line and telescopes out automatically.
- The centre of gravity of the load does not shift and the machine remains in the safe range.
- This makes stacking faster at greater heights.

Manual mode

- When lowering the boom, the telescopic arm is not automatically retracted.
- If the overload limit is reached, the lowering motion stops – only lifting, retracting or dumping the material is now possible.
- The lowering speed increases with a decreasing angle.



Simply select Smart Handling: A mode selection is made via the three-stage selector switch (right). To by-pass Smart Handling, the push button (left) must be continuously pressed down.

3007 3507 4407 5007 5507 5509

Desire and reality come together at Kramer.

Kramer telehandlers can be supplemented with a wide range of optional extras that enable you to create a machine precisely matched to your requirements.



Smart loading

The Smart Loading automatic bucket return feature enables the operator to ensure fast and precise loading cycles. A previously memorized position of the quick hitch can be repositioned simply by pressing a button on the joystick from all positions.

Pressure release

This unique function directly next to the quick change plate makes coupling and uncoupling hydraulic attachments a breeze.

Oil volume adjustment

The oil volume can be individually set for all hydraulic auxiliary circuits, independent of the engine speed. In this way, the attachment is provided with the correct oil volume for any work application.

Additional headlights

The two standard Halogen work lights can be supplemented by seven additional headlights or be replaced by a total of eight LED headlights. These provide the best all-round lighting for safe working in the dark.

Windscreen wiper and washer system for side window

In the cold seasons, foggy windows are a daily occurrence. The windscreen wiper and washer system provides an unobstructed view to the right.

Storage compartment

A storage compartment offers the operator space for small items. It is connected for machines with the air conditioning option. Drinks and small snacks thus remain fresh and chilled.

Hand throttle and low-speed control:

For a convenient application of hydraulically operated attachments, it is recommended to separately set the engine speed and travel speed. With the new hand throttle and low-speed control, the operator no longer needs to continuously press the pedals.



- 1 Precise control of hydraulic attachments:** With the hand throttle and low-speed control, snail 0 – 7 km/h and tortoise 0 – 15 km/h are available in the driving modes.
- 2 Pressure release – for the easy coupling of attachments:** Direct operation from outside on the gooseneck with the engine running or ignition switched on.

3007 3507 4407 5007 5509

Perfectly outfitted, in summer and winter.

Municipal operations and recycling centres have special requirements – and Kramer offers the specific optional extras for these requirements.

Recycling applications: Optional extras to enable working in harsh environments.

- Vacuum pre-separator
- Underbody protection
- Cover for the drive train
- Dirt scrapers, telescopic arm
- Protective grille for front windscreen
- Reversible fan
- Foam-filled tires
- Smart Loading automatic bucket return



1 Brighten dark winter days: On request, the machine is equipped with up to eight LED headlights with an output of 2,200 lumens each.



2 Protection against loss of value: The additional corrosion protection was specifically designed for use with aggressive media, such as salt and fertilisers.

Kramer telehandlers: Always working, seldom stopped.


You can also experience the high quality of Kramer telehandlers when it comes to maintenance: It happens seldom – and can be carried out quickly and conveniently.

All maintenance points are very easy to access, as, for example, the base plates of the engine bay can be removed. Components, such as multi-disc brakes are also extremely low maintenance. And the optional central lubrication unit provides for continuous and automatic provision of lubricant.

Regular checks, such as fluid levels or checking the fuses, can be quickly taken care of on site.

Top performance in the cases of:

- Expert assistance from trained service employees
- Quick fault analysis via Kramer diagnosis software
- 30,000 spare parts in storage. For rapid shipment – worldwide



Joint lubrication points: Oscillating axle, lifting and balance cylinder can be lubricated in one operation. It is not necessary to lift the telescopic arm.

Maintenance points are easy to access: A large opening angle of the hood and the transversely mounted engine allow excellent access.



3007
3507
4407
5007
5507
5509

Opportunities and advantages –
plenty of both.



SERIES EQUIPMENT AND OPTIONS						
CAB						
Roll-over protective structure / FOPS-tested, soundproofed, vibration-damped comfort cab with 360-degree all-round visibility and full colour glazing	●	●	●	●	●	●
Windscreen wiper in front and rear with interval switching	●	●	●	●	●	●
Indicator return	●	●	●	●	●	●
Door switch for interior cab lighting	●	●	●	●	●	●
Split doors, upper part of door can be adjusted 180 degrees in two positions	●	●	●	●	●	●
Rear window can be opened	●	●	●	●	●	●
Telescoping and adjustable tilting steering column	●	●	●	●	●	●
Suspended pedals and removable floor mat	●	●	●	●	●	●
Mechanically air-sprung comfort driver's seat	●	●	●	●	●	●
Air-suspended comfort driver's seat	○	○	○	○	○	○
Heated seat	○	○	○	○	○	○
Electronically pilot-operated multifunction joystick in night design – Joystick console mounted on the seat	-	-	●	●	●	●
Electronically pilot-operated multifunction joystick in night design – Joystick in the side console	●	●	-	-	-	-
Colour-coded switch for hydraulic, electric, driving and safety features	●	●	●	●	●	●
Heater with a 3-speed fan, 6 air outlet nozzles and 2 defroster nozzles	●	●	●	●	●	●
12 V plug receptacle	●	●	●	●	●	●
Storage possibilities	●	●	●	●	●	●
Bottle holder	●	●	●	●	●	●
Sun shade	●	●	●	●	●	●
Clothes hook	●	●	●	●	●	●
1 halogen working light in front, 1 halogen working light in rear	●	●	●	●	●	●
StVZO-lighting	●	●	●	●	●	●
Battery master switch	●	●	●	●	●	●
Rotary beacon (yellow)	○	○	○	○	○	○
Working light, 1 additional unit in front, 1 additional unit at rear	○	○	○	○	○	○
2 headlights on the side of TL arm (outside pipe)	○	○	○	○	○	○
Halogen lighting all around, 2 x front, 2 x rear, 1 x left, 2 x right, 2 x outer arm	○	○	○	○	○	○
Halogen lighting all around, 2 x front, 2 x rear, 1 x left, 1 x right, 2 x outer arm	○	○	○	○	○	○
Cab window right and rear, heated	○	○	○	○	○	○
Wipe/wash system on the right side window	-	-	○	○	○	○
Right exterior mirror electronically adjustable, including heated mirrors with automatic shut-off	○	○	○	○	○	○
Air conditioning	○	○	○	○	○	○
Ventilated storage compartment (cooled with air conditioning)	○	○	○	○	○	○
Radio-ready (antenna, speaker)	○	○	○	○	○	○
Radio system (radio, antenna, speaker)	○	○	○	○	○	○
Carbon filter for cab	○	○	○	○	○	○
Camera view front right	○	○	○	○	○	○
Reversing camera	○	○	○	○	○	○
ENGINE						
Coarse meshed combined cooler for engine water, hydraulic oil and charge air	●	●	●	●	●	●
Wide-opening engine hood, inspection glass for hydraulic oil and coolant	●	●	●	●	●	●
Cyclone-air filter with integrated safety cartridge and pre-filter turbo III pre-filter	●	●	●	●	●	●
Low pressure pre-filter	○	○	○	○	○	○
Engine pre-heating, fuel, hydraulic oil (230v)	○	○	○	○	○	○

- Series
- Option
- Not available

3007 3507 4407 5007 5507 5509

SERIES EQUIPMENT AND OPTIONS

WORKING HYDRAULICS

Gear wheel work pump	●	-	-	-	-	-
Load sensing work pump	-	●	●	●	●	●
3rd control circuit and telescopic function with proportional control system	●	●	●	●	●	●
Continuous function of 3rd control circuit connectable via rocker switch	○	○	●	●	●	●
Oil volume for 3rd control circuit and all options of control circuits can be adjusted via rotary potentiometer	○	○	●	●	●	●
Front, hydraulically activated, auxiliary control circuit, simple acting, exterior – including unpressurised reverse travel and overflow oil line	-	-	○	○	○	○
Unpressurised return line, front – including overflow oil line; outside	-	-	○	○	○	○
Hydraulic control circuit in front (electronic switch-over)	○	○	○	○	○	○
Automatic bucket return	○	○	○	○	○	○
Tilting cylinder lock	○	○	○	○	○	○
Filling of the hydraulic system with environmentally-friendly hydraulic oil; PANOLIN Synt46	○	○	○	○	○	○
Pressure release of 3rd control circuit on the quick coupler system	○	○	○	○	○	○
Oil level monitoring (hydraulic oil)	○	○	○	○	○	○
Overload protection and driver assistance system “Smart Handling” of the second generation (bucket, stacking and manual mode)	●	●	●	●	●	●

DRIVE SYSTEM AND AXLES

Variable, hydrostatic transmission with load-dependent electronic transmission control	●	●	-	-	-	-
Variable, hydrostatic Ecospeed transmission with load-dependent electronic transmission control	-	○	●	●	○	-
Variable, hydrostatic Ecospeed plus transmission with load-dependent electronic motor and transmission control as well as additional flanged servomotor	-	-	-	○	●	●
Travel speed 0 – 20 km/h	●	●	●	●	●	●
Travel speed 0 – 30 km/h	○	○	○	○	○	○
Travel speed 0 – 40 km/h	-	○	○	○	○	○
Smart Driving – RPM reduction	-	○	●	●	●	●
Differential lock in the front axle (100 %)	-	-	●	●	●	●
Self-locking differential in the front axle (45 %)	●	●	-	-	-	-
Hydrostatic all-wheel steering with fully automatic synchronisation	●	●	●	●	●	●
Front drum and crab steering	●	●	●	●	●	●
Load stabiliser (vibration damper for telescopic arm)	○	○	○	○	○	○
Low-speed control and hand throttle	○	○	○	○	○	○
Quick change coupling	○	○	○	○	○	○

VEHICLE CONSTRUCTION AND KINEMATICS

Torsion-resistant steel frame in box profile design	●	●	-	-	-	-
Torsion-resistant steel frame in box profile design and lateral support for the telescopic arm	-	-	●	●	●	●
Two closable storage compartments integrated in the counterweights, each with 22 litres of volume	-	-	●	●	●	●
Telescopic arm guided through 13 sliding elements adjustable from the outside	●	●	●	●	●	●
Final position dampening in telescopic, lifting and tilting cylinder	●	●	●	●	●	●
Mechanical quick coupler system – Kramer system	●	●	●	●	●	●
Hydraulic quick coupler system – Kramer system	○	○	○	○	○	○

- Series
- Option
- Not available

3007 3507 4407 5007 5507 5509

SERIES EQUIPMENT AND OPTIONS

SAFETY OPTIONS

Automatic battery master switch
Reverse travel device (acoustic)
Protective grating for windscreen, removable
Driver interlock, integrated in the ignition switch key
Underbody protection
Cover for the drive train
Fire extinguisher
Tyre blow-out protection
Dirt scrapers, telescopic arm
Protective measures for use in aggressive materials (salt and fertiliser use)

●	●	●	●	●	●
○	○	○	○	○	○
○	○	○	○	○	○
○	○	○	○	○	○
○	○	○	○	○	○
○	○	○	○	○	○
○	○	○	○	○	○
○	○	○	○	○	○
○	○	○	○	○	○

ELECTRICAL SYSTEM

Plug receptacle for front add-on equipment, 4-pole
--

○	○	○	○	○	○
---	---	---	---	---	---

StVZO OUTFITTING

Licence plate illumination, including licence plate bracket in front
--

○	○	○	○	○	○
---	---	---	---	---	---

TYRES

405/70-20 – Traction profile
405/70-24 – Traction profile

●	●	-	-	-	-
○	○	●	●	●	●

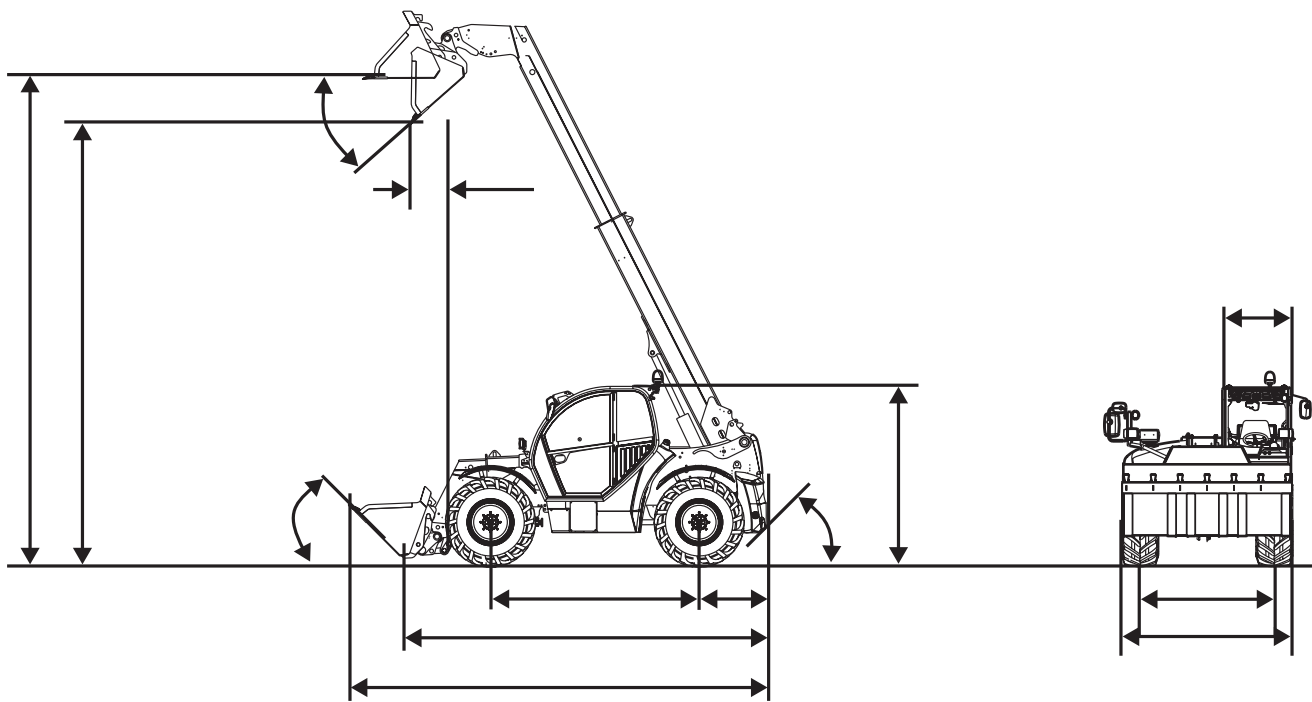
OTHER

Custom-made paintwork – one colour according to RAL
Fully automatic central lubrication unit
Tool box, including tool kit
Tool kit
Hydraulically activated levelling of the front axle
Mechanically activated oscillating axle lock of the rear axle
Hydraulically activated oscillating axle lock of the rear axle
Telematics

○	○	○	○	○	○
○	○	○	○	○	○
○	○	-	-	-	-
-	-	○	○	○	○
-	-	-	-	-	○
-	-	○	○	○	○
-	-	-	-	-	○
○	○	○	○	○	○



Dimensions.



	3007	3507	4407	5007	5507	5509
DIMENSIONS						
A Length, including tool frame mm	4,880	4,880	4,985	4,985	4,985	5,690
B Length with standard bucket mm	5,600	5,600	Up to 6,160	Up to 6,160	Up to 6,160	Up to 6,690
C Width with standard tyres mm	2,280	2,280	2,500	2,500	2,500	2,500
D Track width mm	1,880	1,880	1,995	1,995	1,995	1,995
E Height to cab roof mm	2,290	2,290	2,460	2,460	2,460	2,460
F Width of the cab mm	990	990	990	990	990	990
G Distance between the rear wheels mm	2,850	2,850	2,950	2,950	2,950	3,150
H Ground clearance mm	415	415	418	418	418	412
I Distance from centre of rear wheel to the tail mm	830	830	950	950	950	1,140
K Rear approaching angle	45°	45°	36,5°	36,5°	36,5°	32°
M Tilting angle (bucket)	49°	49°	45°	45°	45°	45°
O Dump angle (bucket)	41°	41°	41°	41°	41°	41°
P Overhead loading height with standard bucket mm	6,820	6,820	6,835	6,835	6,835	8,498
Q Dumping height mm	6,330	6,330	6,183	6,183	6,183	7,997
R Dumping height with standard bucket mm	110	110	495	495	495	63

Subject to change without notice. Errors and omissions are reserved. The contractual agreement is expressly decisive.

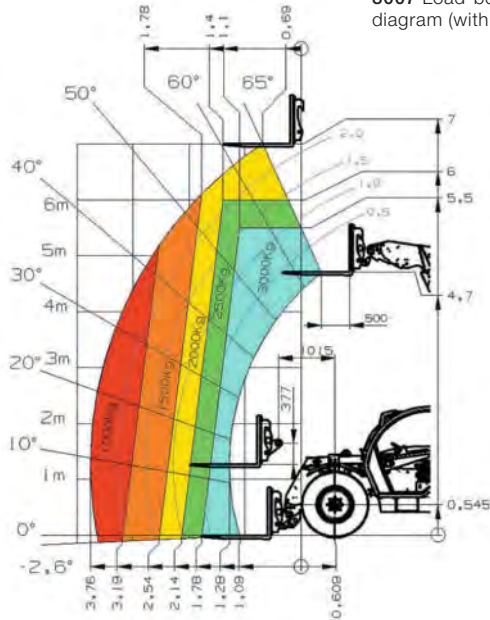
Technical data.

	3007	3507	4407	5007	5507	5509
OPERATIONAL DATA						
Max. payload kg (LSP 500 mm)	3,000	3,500	4,400	4,800	(5,500)	(5,500)
Max. payload kg (LSP 600 mm)	–	–	–	–	4,990	4,990
Max. stacking height mm	7,000	7,000	7,017	7,017	7,017	8,750
Weight kg	5,920 – 7,370	6,170 – 7,260	8,000 – 9,000	9,000 – 10,000	9,000 – 10,000	10,000 – 11,000
Turning radius via tyres mm	3,840	3,840	3,755	3,755	3,755	4,350
ENGINE						
Make	Deutz	Deutz	Deutz	Deutz	Deutz	Deutz
Type/Model	TCD 3.6	TCD 3.6	TCD 3.6	TCD 3.6	TCD 4.1 L4	TCD 4.1 L4
Rating kW/hp	100/136	100/136	100/136	100/136	115/156	115/156
Max. torque Nm	500	500	500	500	609	609
Displacement cm ³	3621	3621	3621	3600	4038	4038
Exhaust emission stage	Level IV	Level IV	Level IV	Level IV	Level IV	Level IV
Exhaust after-treatment	DOC+SCR (DPF optional)	DOC+SCR (DPF optional)	DOC+SCR (DPF optional)	DOC+SCR (DPF optional)	DOC+DPF+SCR	DOC+DPF+SCR
Noise emissions at the operator's ear dB(A)	79	79	78	78	78	78
POWER TRANSMISSION						
Drive unit	Hydrostat	Hydrostat	Ecospeed	Ecospeed Plus	Ecospeed Plus	Ecospeed Plus
Travel speed km/h	0–20	0–20	0–20	0–20	0–20	0–20
Axles	Planetary drive	Planetary drive	Planetary drive	Planetary drive	Planetary drive	Planetary drive
Total oscillation angle °	20	20	20	20	20	20
Differential lock	Self-locking differential 45 %	Self-locking differential 45 %	100 % connectable	100 % connectable	100 % connectable	100 % connectable
Driving brake/parking brake	Foot-operated hydraulic disc brake/ hand-operated, mechanical disc brake	Foot-operated hydraulic disc brake/ hand-operated, mechanical disc brake	Foot-operated, hydraulic 2-circuit power brake (lamellas in both axles)/electro-hydraulic disc parking brake	Foot-operated, hydraulic 2-circuit power brake (lamellas in both axles)/electro-hydraulic disc parking brake	Foot-operated, hydraulic 2-circuit power brake (lamellas in both axles)/electro-hydraulic disc parking brake	Foot-operated, hydraulic 2-circuit power brake (lamellas in both axles)/electro-hydraulic disc parking brake
Standard tyres	405/70-24	405/70-24	460/70-24	460/70-24	460/70-24	460/70-24
WORKING HYDRAULICS						
Work pump	Gear pump with LUVD	Load-sensing axial piston pump	Load-sensing axial piston pump	Load-sensing axial piston pump	Load-sensing axial piston pump	Load-sensing axial piston pump
Flow rate l/min	100	140	140	140	187	187
Pressure bar	260	260	260	260	260	260
KINEMATICS						
Shovel capacity m ³	1,0 - 2,0	1,0 – 2,0	1,2 - 3,0	1,2 – 3,0	1,2 – 4,0	1,2 – 4,0
Total swing angle of tool carrier °	155	155	152	152	152	152
Payload at max. lift height kg	2,000	2,200	3,300	3,500	4,000	1,300–4,990*
Payload at max. coverage kg	1,000	1,200	1,500	1,700	2,000	2,200
Lift height at maximum load mm	5,500	5,220	5,100	5,600	5,500	5,300–8,750*
Coverage at maximum load mm	1,780	1,680	1,600	1,700	1,890	2,400
Max. reach (stacking) mm	3,760	3,760	3,790	3,790	3,900	4,790
CAPACITIES						
Fuel tank l	100	100	180	180	180	180
Hydraulic system l	170	170	190	100	200	200
ELECTRIC SYSTEM						
Battery	12 V/135 Ah 900 A	12 V/135 Ah 900 A	12 V/135 Ah 900 A	12 V/135 Ah 900 A	12 V/135 Ah 900 A	12 V/135 Ah 900 A
Alternator	12 V 150 A	12 V 150 A	12 V 150 A	12 V 150 A	12 V 150 A	12 V 150 A
Starter kW	3,0	3,0	3,0	3,0	3,0	3,0

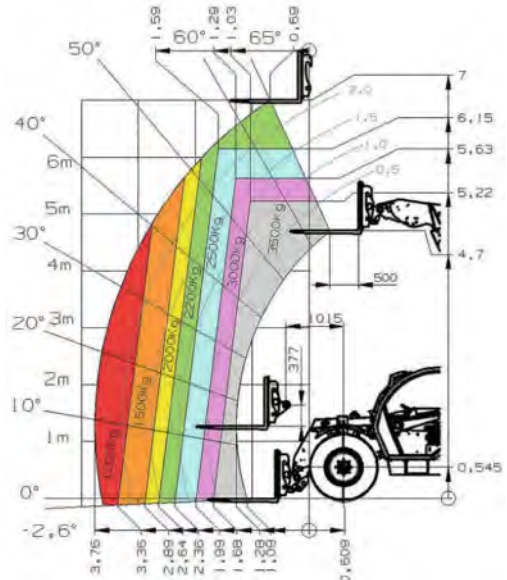
* with hydraulic levelling and oscillating axle lock

Load-bearing capacity diagrams.

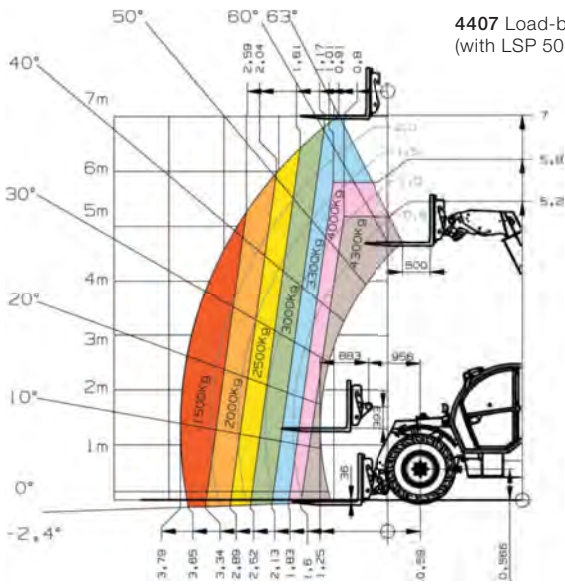
3007 Load-bearing capacity diagram (with LSP 500 mm)



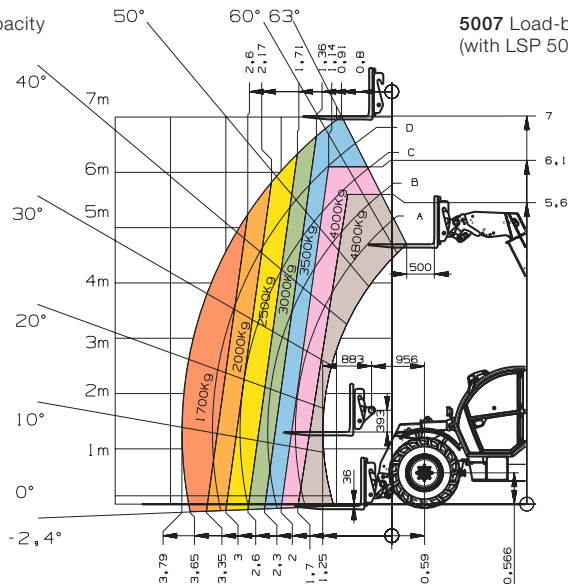
3507 Load-bearing capacity diagram (with LSP 500 mm)



4407 Load-bearing capacity diagram (with LSP 500 mm)

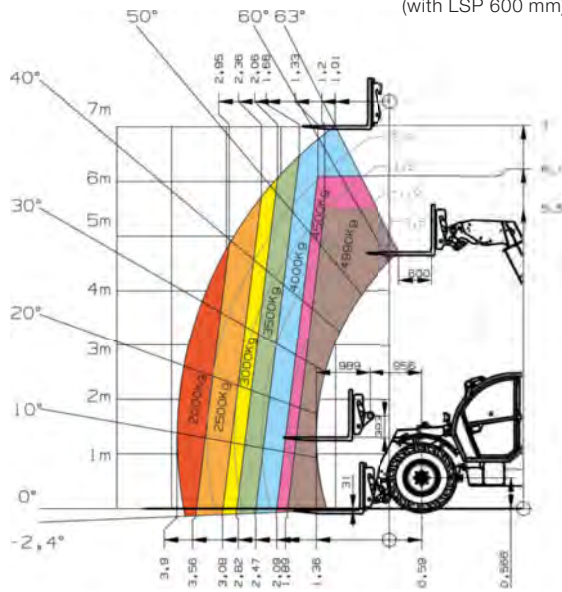


5007 Load-bearing capacity diagram (with LSP 500 mm)

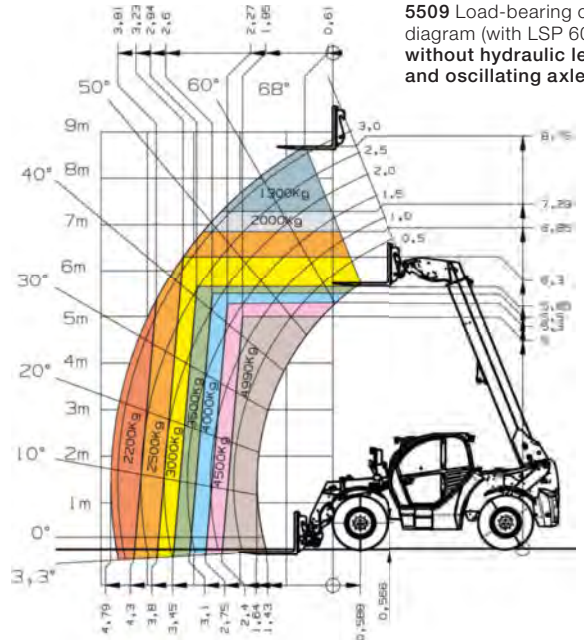


Load-bearing capacity diagrams.

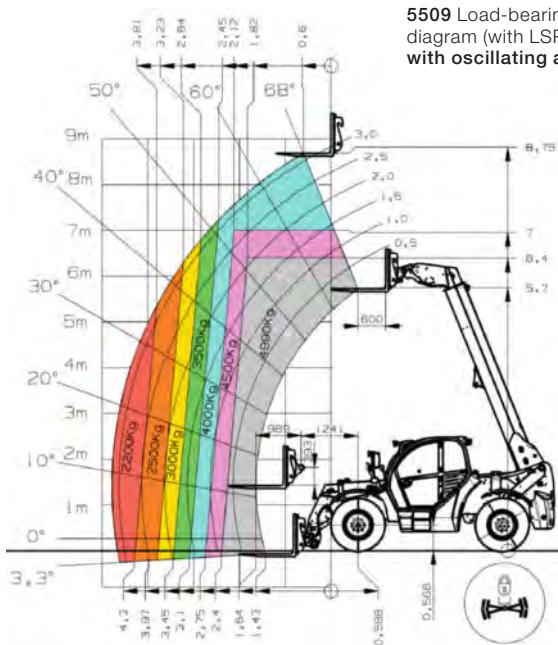
5007 Load-bearing capacity (with LSP 600 mm)



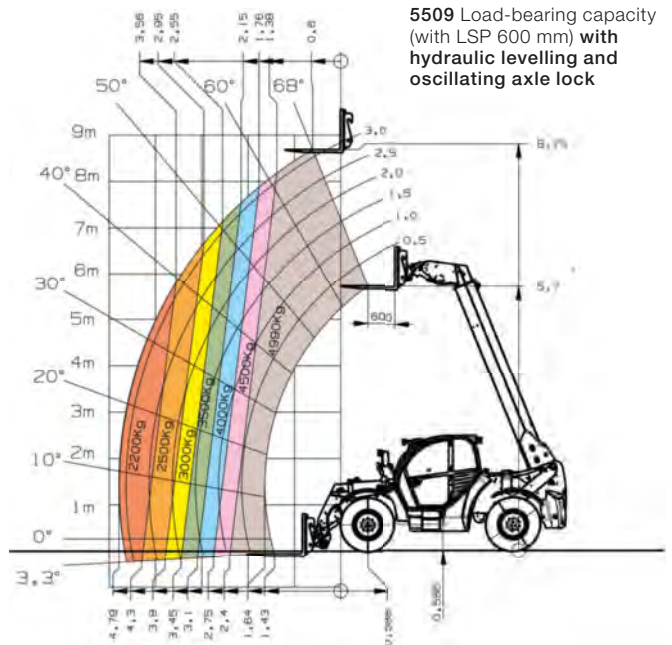
5509 Load-bearing capacity diagram (with LSP 600 mm) without hydraulic levelling and oscillating axle lock



5509 Load-bearing capacity diagram (with LSP 600 mm) with oscillating axle lock



5509 Load-bearing capacity (with LSP 600 mm) with hydraulic levelling and oscillating axle lock



This brochure is only for general product information. If interested, we will gladly make you an offer. The descriptions, illustrations and technical data are not binding and do not necessarily represent the standard design. We reserve the right to make changes. Despite greatest care and diligence applied, we cannot rule out deviations from the images or measures, errors in calculation, misprints or omissions in this brochure. We therefore do not give a warranty for the correctness and completeness of our statements in this prospectus.



KRAMER
on the safe side



Kramer-Werke GmbH
Wacker Neuson Straße 1
88630 Pfullendorf
Germany
Tel. 00 800 90 20 90 20*
Fax +49(0)7552 9288-234
info@kramer.de
www.kramer.de

* free

